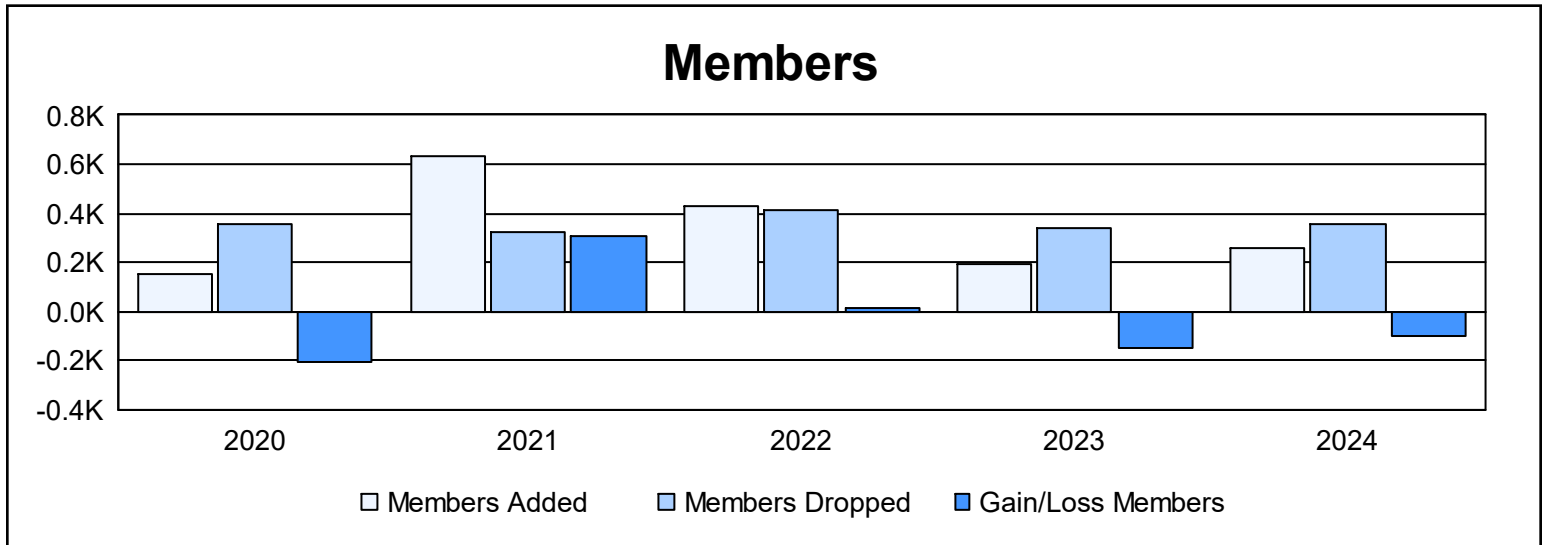
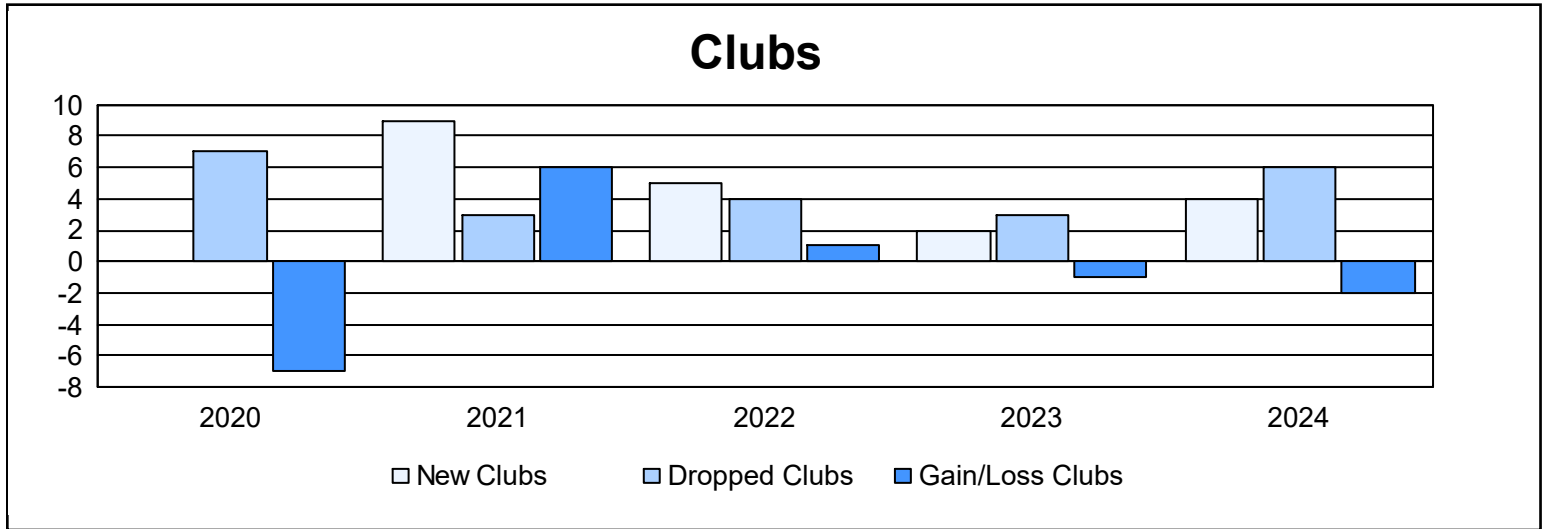
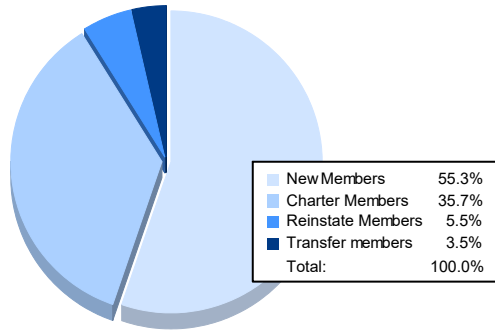


| Year | New Clubs | Dropped Clubs | Gain/ Loss Clubs | New Members | Charter Members | Reinstate Members | Transfer Members | Total Member Added | Total Members Dropped | Gain/ Loss Members |
|----------------|-----------|---------------|------------------|-------------|-----------------|-------------------|------------------|--------------------|-----------------------|--------------------|
| 2019-2020 | 0 | 7 | -7 | 105 | 17 | 25 | 3 | 150 | 359 | -209 |
| 2020-2021 | 9 | 3 | 6 | 259 | 341 | 29 | 2 | 631 | 326 | 305 |
| 2021-2022 | 5 | 4 | 1 | 223 | 119 | 77 | 7 | 426 | 411 | 15 |
| 2022-2023 | 2 | 3 | -1 | 128 | 55 | 9 | 5 | 197 | 342 | -145 |
| 2023-2024 | 4 | 6 | -2 | 141 | 91 | 14 | 9 | 255 | 353 | -98 |
| Average | 4 | 5 | -1 | 171 | 125 | 31 | 5 | 332 | 358 | -26 |



Membership Composition June 2024 Cumulative



Gender Composition June 2024 Cumulative

